

MAP OF ASSESSMENT AREA

EXHIBIT A – TITUS COUNTY BEING THE DELINEATED AREA

EXHIBIT B – DELINEATED AREA BY CENSUS TRACT

EXHIBIT C – CITY AND COUNTY BY CRA CODES

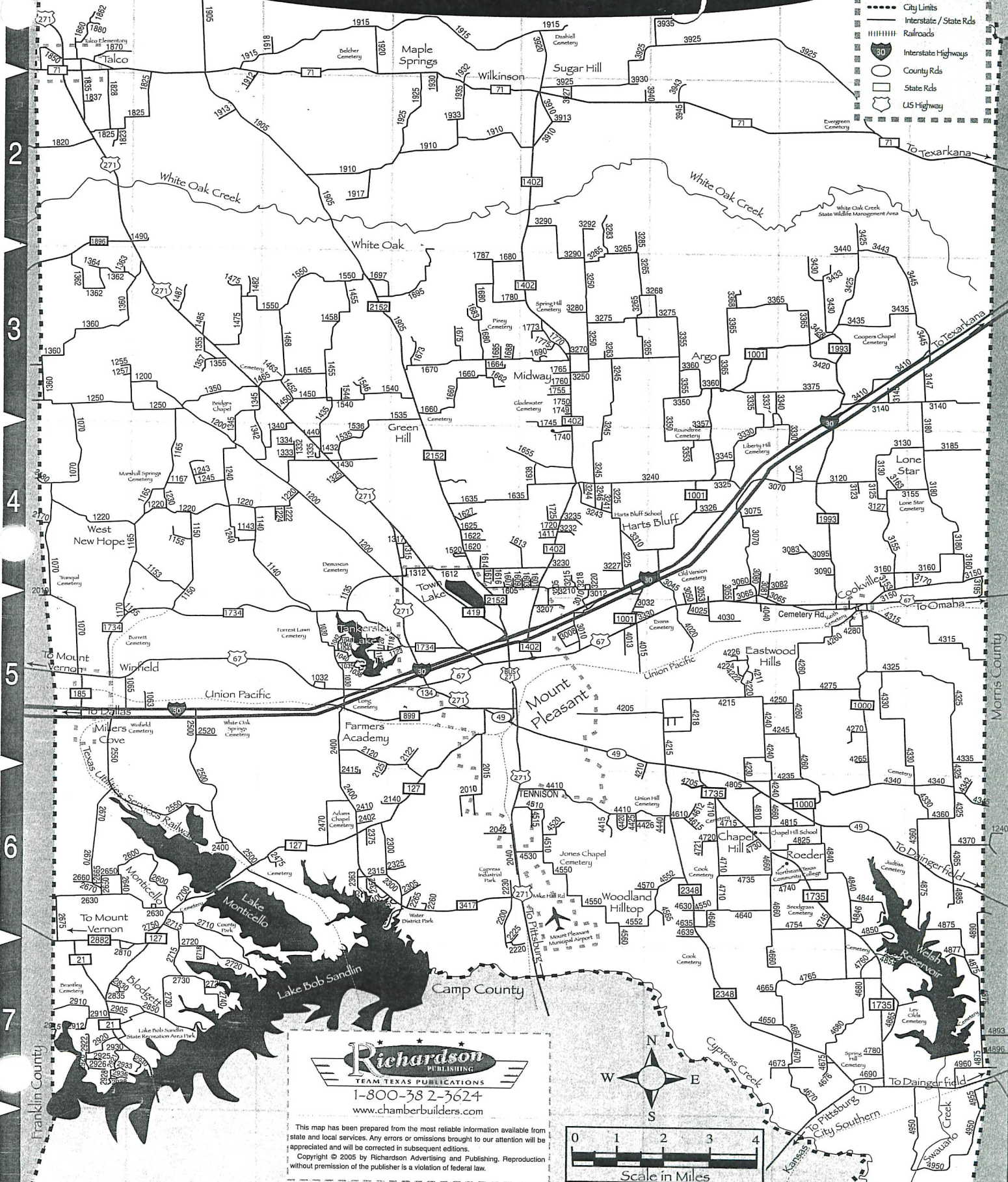
EXHIBIT “A”

A B C D E F G H

Titus County

Legend

- Creeks / Lakes / Ponds
- City Limits
- Interstate / State Rds
- Railroads
- Interstate Highways
- County Rds
- State Rds
- US Highway



Richardson
PUBLISHING
TEAM TEXAS PUBLICATIONS
1-800-38 2-3624
www.chamberbuilders.com

This map has been prepared from the most reliable information available from state and local services. Any errors or omissions brought to our attention will be appreciated and will be corrected in subsequent editions.
Copyright © 2005 by Richardson Advertising and Publishing. Reproduction without permission of the publisher is a violation of federal law.

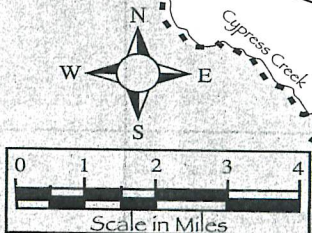
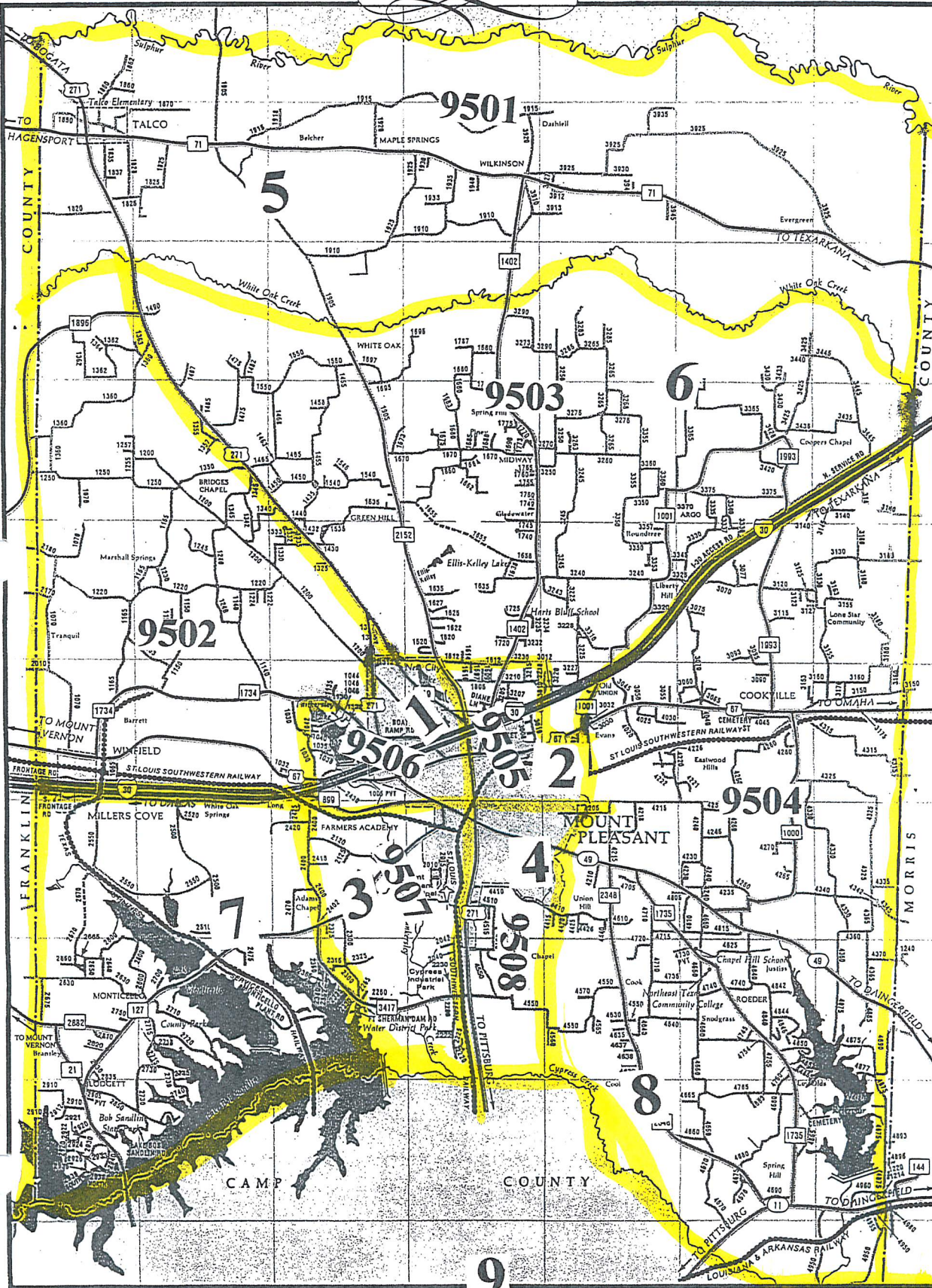


EXHIBIT “B”

TITUS COUNTY

CENSUS TRACTS



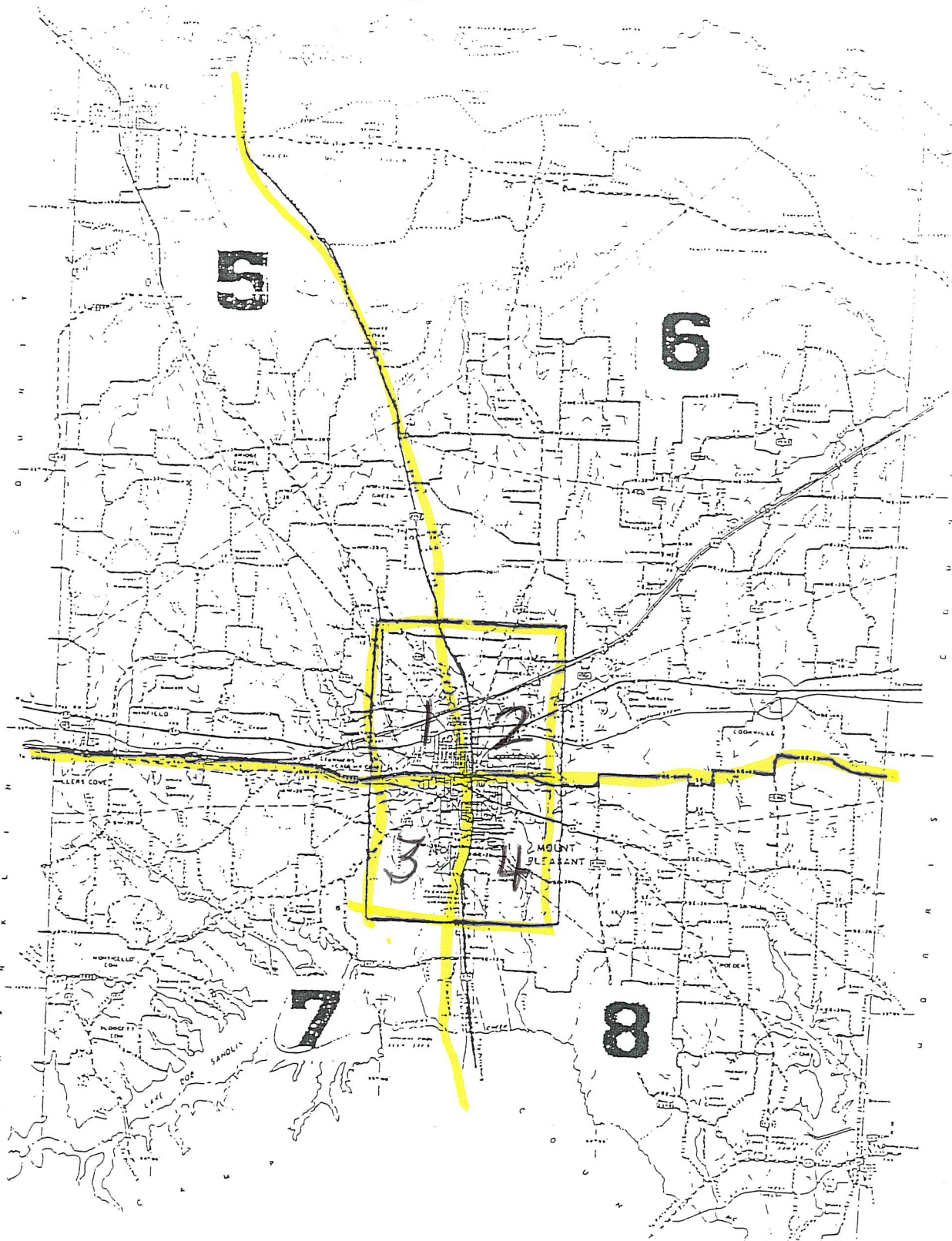
8000

Out of Area
Outside of Titus
County

9
Outside Titus County

EXHIBIT “C”

EXHIBIT "C"



TITUS COUNTY

9

outside Titus County

2025 FFIEC Census Report - Summary Census Overview Information

State: TEXAS

County: 449 - TITUS COUNTY

All Tracts: 9



State Abbr	County Name	Tract code	Tract Income Level	Tract Median Family Income %	Distressed or Underserved Tract	2025 FFIEC Est. MSA/MD/non-MSA/MD Median Family Income	2020 Tract Median Family Income	Tract Population	Minority Population	Tract Minority %	Owner Occupied Units	1- to 4- Family Units
TX	TITUS COUNTY	9501.00	3 - Middle	86.16	No	\$79,400	\$53,258	2106	857	40.69	755	992
TX	TITUS COUNTY	9502.00	3 - Middle	81.60	No	\$79,400	\$50,438	2507	1082	43.16	781	1238
TX	TITUS COUNTY	9503.01	3 - Middle	96.66	No	\$79,400	\$69,750	3938	1655	42.03	1234	1666
TX	TITUS COUNTY	9503.02	3 - Middle	114.52	No	\$79,400	\$70,784	4066	1937	47.64	1115	1410
TX	TITUS COUNTY	9504.00	3 - Middle	117.03	No	\$79,400	\$72,340	5463	2133	39.04	1453	2081
TX	TITUS COUNTY	9505.00	3 - Middle	105.32	No	\$79,400	\$65,100	2779	2342	84.27	482	840
TX	TITUS COUNTY	9506.00	3 - Middle	91.73	No	\$79,400	\$56,703	4070	3361	82.58	550	1168
TX	TITUS COUNTY	9507.00	2 - Moderate	67.22	No	\$79,400	\$41,554	1429	1235	86.42	295	479
TX	TITUS COUNTY	9508.00	3 - Middle	93.33	No	\$79,400	\$57,692	4889	3235	66.17	860	1524

2025 FFIEC Census Report - Summary Census Income Information

State: TEXAS

County: 449 - TITUS COUNTY

All Tracts: 9



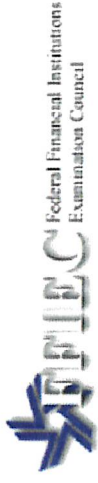
State Abbr	County Name	Tract code	Tract Income Level	2020 MSA/MD Statewide non-MSA/MD Median Family Income	2025 FFIEC Est. MSA/MD/non-MSA/MD Median Family Income	% Below Poverty Line	Total population for whom poverty status is determined	Tract Median Family Income %	2020 Tract Median Family Income	2020 Tract Median Household Income
TX	TITUS COUNTY	9501.00	3 - Middle	\$61,809	\$79,400	14.48	2210	86.16	\$53,258	\$48,750
TX	TITUS COUNTY	9502.00	3 - Middle	\$61,809	\$79,400	19.37	2911	81.60	\$50,438	\$50,052
TX	TITUS COUNTY	9503.01	3 - Middle	\$61,809	\$79,400	16.84	4744	96.66	\$59,750	\$55,417
TX	TITUS COUNTY	9503.02	3 - Middle	\$61,809	\$79,400	21.48	4167	114.52	\$70,784	\$58,361
TX	TITUS COUNTY	9504.00	3 - Middle	\$61,809	\$79,400	11.25	4952	117.03	\$72,340	\$64,402
TX	TITUS COUNTY	9505.00	3 - Middle	\$61,809	\$79,400	11.89	2793	105.32	\$65,100	\$59,485
TX	TITUS COUNTY	9506.00	3 - Middle	\$61,809	\$79,400	8.09	4436	91.73	\$56,703	\$46,628
TX	TITUS COUNTY	9507.00	2 - Moderate	\$61,809	\$79,400	23.21	1594	67.22	\$41,554	\$40,313
TX	TITUS COUNTY	9508.00	3 - Middle	\$61,809	\$79,400	19.93	4596	93.33	\$57,692	\$51,587

2025 FFIEC Census Report - Summary Census Housing Information

State: TEXAS

County: 449 - TITUS COUNTY

All Tracts: 9



State Abbr	County Name	Tract code	Total Housing Units	1- to 4- Family Units	Median House Age (Years)	Inside Principal City?	Owner Occupied Units	Vacant Units	Owner Occupied 1- to 4- Family Units	Renter Occupied Units
TX	TITUS COUNTY	9501.00	995	992	41	No	755	101	755	139
TX	TITUS COUNTY	9502.00	1247	1238	30	No	781	258	781	208
TX	TITUS COUNTY	9503.01	1675	1666	25	No	1234	177	1234	264
TX	TITUS COUNTY	9503.02	1607	1410	31	No	1115	89	1115	403
TX	TITUS COUNTY	9504.00	2152	2081	28	No	1453	357	1453	342
TX	TITUS COUNTY	9505.00	922	840	42	No	482	108	482	332
TX	TITUS COUNTY	9506.00	1546	1168	50	No	550	210	550	786
TX	TITUS COUNTY	9507.00	529	479	43	No	295	67	295	167
TX	TITUS COUNTY	9508.00	1814	1524	39	No	860	56	860	898